


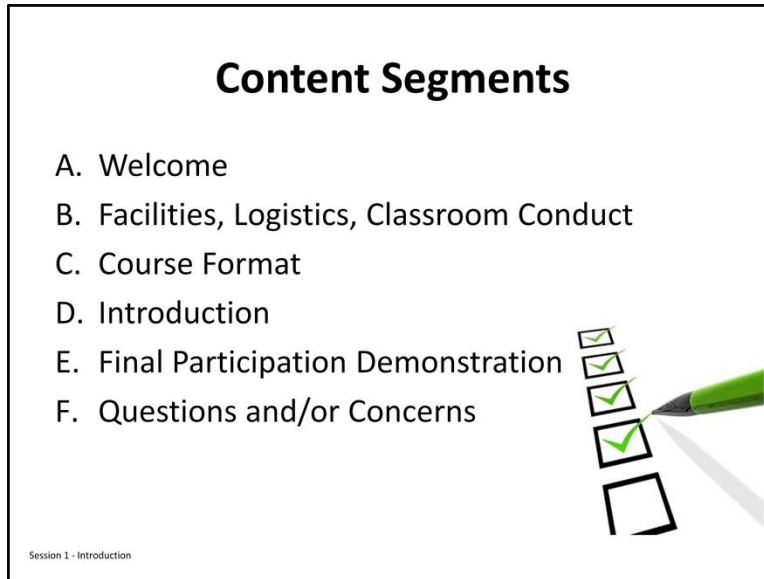


	DWI Detection & SFST Instructor Development Course
Session 1 – Introduction	
  	February, 2017



Session 1: Introduction to the DWI Detection and SFST Instructor Development Course (IDC)

Estimated time for Session 1: 2 Hours (depending on class size)

Session Objectives

- Using the provided agenda, review course objective and other administrative matters
- Using the windowpane exercise, demonstrate the Cycle of Instruction with the participants to be discussed in Session 2
- Using the windowpane exercise, participants will express expectations of the course
- Participants are expected to actively engage in course activities

Contents

- A. Welcome
- B. Facilities, Logistics And Classroom Conduct
- C. Course Format
- D. Introduction
- E. Final Participation Demonstration
- F. Questions and/or Concerns



A. WELCOME

Welcome to the DWI Detection and Sobriety Field Standardized Training (SFST) Instructor Development Course

Session 1: Introduction

Session Objectives

- Review course objectives and other administrative matters
- Discuss expectations of course
- Discuss participant expectations in course



Session 1 - Introduction

Session Objectives

At the conclusion of this session, participants should be able to:

- Review course objectives and other administrative matters
- Discuss expectations of the course
- Discuss participant expectations in the course

Course Goals and Objectives

- Learning strategies and training effectiveness
- Facilitation skills
- Effective questioning skills
- Handling common problem situations
- Standard NHTSA/IACP SFST lesson plans
- Training aids

Session 1 - Introduction

Course Goals and Objectives

This course will provide you with specific information on how to effectively train and motivate SFST practitioners.

You will be able to:

- Describe how learning strategies contribute to training effectiveness
- Apply facilitation skills
- Apply effective questioning skills
- Apply effective strategies for handling common problem situations
- Use the standard NHTSA/IACP SFST lessons plans
- Develop and use training aids



B. FACILITIES, LOGISTICS AND CLASSROOM CONDUCT

This image shows a blank sheet of white paper with horizontal ruling lines. The lines are evenly spaced and run across the width of the page. There are no margins, text, or other markings on the paper.

Course Etiquette

- Be respectful
- No disparaging remarks
- Be on time
- Do not surf the internet or conduct business while the course is in session
- Cell phone off or in vibrate mode
- Active participation




Session 1 - Introduction

Course Etiquette

- Be respectful
- No disparaging remarks
- Be on time
- Do not surf the internet or conduct business while the course is in session
- Cell phone off or in vibrate mode
- Active participation

Course Format

- Active participation is required
- Interactive
- Participant Manual
- Breaks and lunch
- Additional activities



Session 1 - Introduction

C. COURSE FORMAT

Course Format

- Schedule and agenda
- Breaks
- Lunch
- Evaluations
- SFST IDC and Proficiency Exam

Course Evaluation



Session 1 - Introduction

This image shows a blank sheet of white paper with horizontal ruling lines. The lines are evenly spaced and run across the width of the page. There are no margins, text, or other markings on the paper.

Introductions



Session 1 - Introduction

D. INTRODUCTION

ACTIVITY: Windowpane

[illegible]

Introductions	
Name	Agency
Experience Teaching (Years)	Experience as Law Enforcement Officer (Years)
Goal for the Course	Your Ideal Job (Pictures Can Be Used)

Session 1 - Introduction

Introductions

- Name and agency
- Experience teaching (years)
- Experience as a law enforcement officer (years)
- Goal for the course
- Your ideal job (pictures can be used)

Name: _____

Experience: _____

Goal for the course: _____

Your ideal job:

[illegible]



E. FINAL PARTICIPATION DEMONSTRATION

To successfully complete the course, participants must accomplish the following:

- Classroom presentations
- Provide presentation feedback to other participants
- Written examination (minimum of 80%)
- Conduct coaching proficiency

Questions and/or Concerns



Session 1 - Introduction

F. QUESTIONS AND/OR CONCERNS

This image shows a blank sheet of white paper with horizontal ruling lines. The lines are evenly spaced and run across the width of the page. There are no margins, text, or other markings on the paper.